



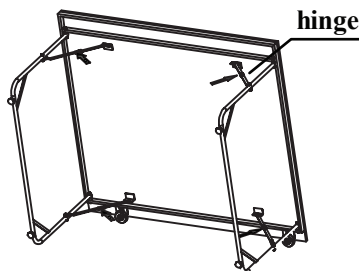
KNIGHT TABLE SPORT

STOWAWAY & CADET


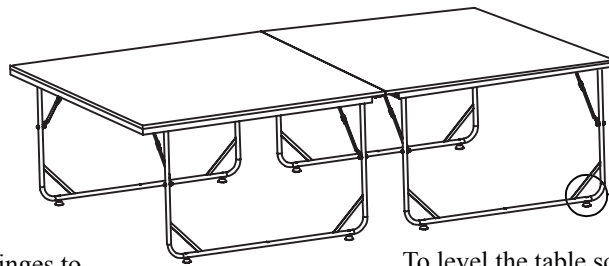
Please read these instructions carefully before you start to use this table tennis table. They contain important information relating to safety and maintenance.

We recommend you keep these instructions for future reference in case you need to order spare parts or carry out any maintenance.

Usage

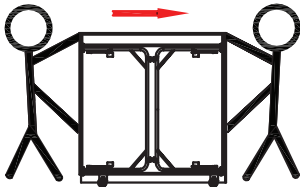


Unfold the legs, straighten the FOUR hinges to use the table and collapse the hinges to fold the table.



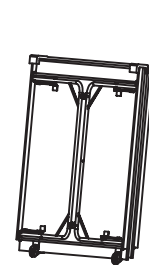
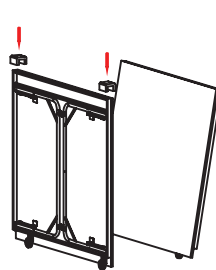
To level the table screw the feet anti-clockwise to raise or clockwise to lower.

Moving & Storage



Please ensure the table tennis table is moved by two adults.

Use the two U-shaped foam pieces to stop the table tops from touching when stored (this will help avoid scratches).



This table cannot be stored unsupported. Please make sure to lean or strap against a wall to store.

Notes on Safety

- The table tennis table should be used only for its intended purpose. All other uses may be dangerous. The manufacturer cannot be held liable for damage or injury caused by improper use of the table.
- Instruct others (particularly children) of any potential source of danger, especially when you are folding or unfolding the table (which should always be done by adults).
- Depending on the frequency of use, check all screws, bolts etc. regularly to ensure that they are in good condition.
- Do not use corrosive or abrasive materials to clean the equipment.
- For any further information, please contact your KNIGHT dealer.

Care and Maintenance

- Move the two halves slightly away from each other before opening and closing, this will avoid contact between the tops.
- Do not use or store the table outside: both direct sunlight and damp conditions can cause the table to warp.
- Avoid excessive contact of the bat against the table top.
- Do not place hot goods on the table tops.
- Do not sit or place heavy goods on the table.
- Do not use the table for any exercise other than table tennis.
- Do not move the table around quickly on bumpy, rugged ground.
- Keep the table in a dry, well insulated area.
- DO NOT use a wet cloth to clean the table. In most cases, a very slightly moistened cloth is sufficient. There are specialist cleaning sprays available from most good retailers.